

# Fries Clixrack System 500



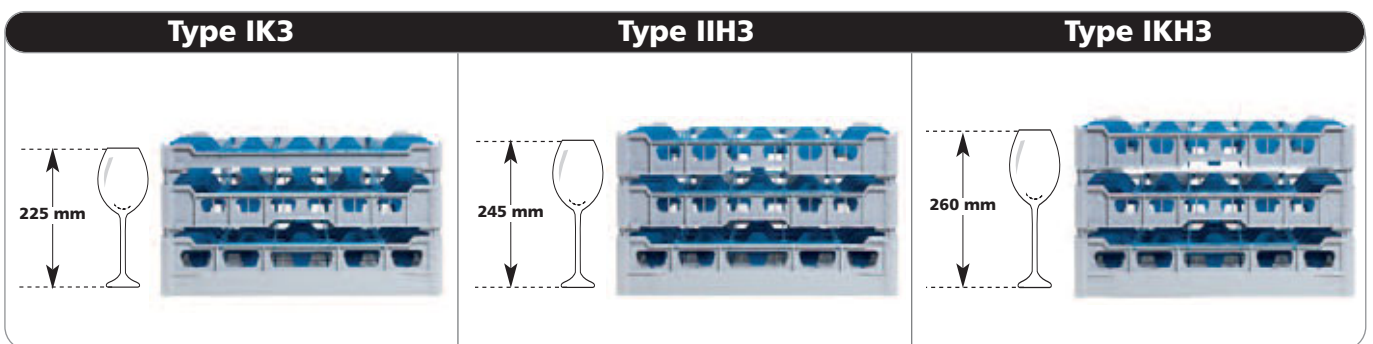
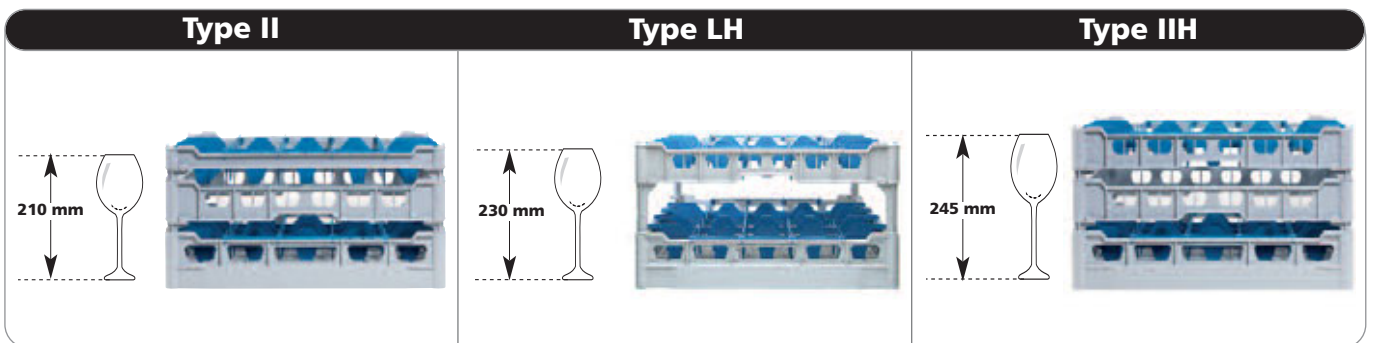
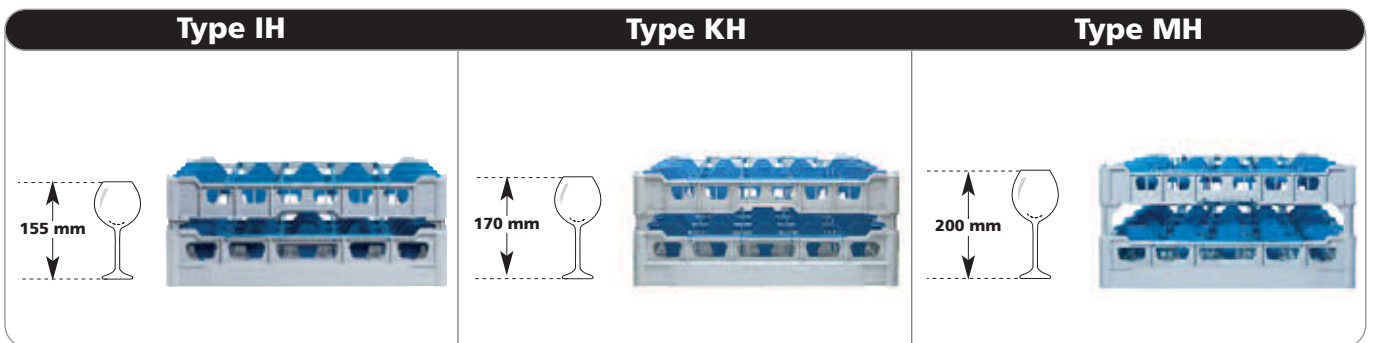



**CLIXRACK**<sup>®</sup>  
[www.fries-rack.com](http://www.fries-rack.com)

# Glass racks for glasses in upright position

for washing, storing and transporting all sizes of glass

## Heights



## Available KITS

**4 x 4**




for 16 glasses  
max. glass diameter 113 mm

**20**



for 20 glasses  
max. glass diameter 99 mm

**5 x 5**




for 25 glasses  
max. glass diameter 90 mm

**6 x 6**



for 36 glasses  
max. glass diameter 74 mm

**44**




for 44 glasses  
max. glass diameter 67 mm

**Embossing**



Heat stamping with single-colour foil available on request.

### Contents of KIT: K, KH, MH, LH



4 extenders


1 top surround + compartments

1 base rack + compartments

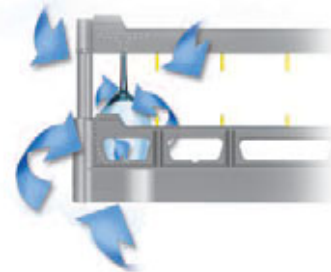
### Position - press - and CLIX, it's fixed!



Clixracks can be easily assembled by hand - no tools required. They are the world's most easily assembled glass rack.



### Open rack



- improved water penetration

### Comfort handling



- easier and safer to handle  
- easy checking of rack contents

# Choosing the right glass rack

44 glasses max. diameter Ø 67 mm – 44
36 glasses max. diameter Ø 74 mm – 6 x 6
25 glasses max. diameter Ø 90 mm – 5 x 5
20 glasses max. diameter Ø 99 mm – 20
16 glasses max. diameter Ø 113 mm – 4 x 4

290 mm

11

260 mm

Type IKH3

245 mm

Type IIH + IIH3

230 mm

Type LH

225 mm

Type IK3

210 mm

Type II

200 mm

Type MH

170 mm

Type KH

155 mm

Type IH

140 mm

Type K

120 mm

Type I

73 mm

Type A

**Step 1:** To find the right height for your glass rack, place your glass in an upright position alongside the sizing guide (left).

**Step 2:** To find the right compartment size for your rack, place your glass on the coloured compartment guide (above right). Make sure you take your measurement from the widest point of the glass, which could be either the bowl or the base.

e.g. If your glass has a diameter at its widest point of 74 mm and a height of 200 mm, you will need rack type MH 36/200, which holds 36 glasses (see pages 2 and 3).



fries<sup>®</sup>  
**rack**  
system

**CLIXRACK<sup>®</sup>**

**Theodor Fries Gesellschaft mbH & Co KG**  
Schützenstraße 19, 6832 Sulz, Austria  
Email: [info@fries.at](mailto:info@fries.at)  
[www.fries-rack.com](http://www.fries-rack.com)

**Fries Rack System - United Kingdom**  
Brailsham Farm, Hugletts Lane, Heathfield,  
East Sussex TN21 9BY  
Telephone: 0798 974 0212  
E-mail: [leslie@fries-rack.com](mailto:leslie@fries-rack.com)

