


WATER BOILERS



Animo[®]

CB(W), WKI, WKT, WKS

Water boilers for professionals



During the interval at the theatre and during meetings, after a sport match and at work – large or small volumes of hot water are needed for the brewing of coffee and tea or for the preparation of instant products like soup and hot chocolate. It is good to know that even where large groups of people come together, you will always be able to provide the necessary quantity of hot water. Animo® provides a wide range of high quality, high speed water boilers for professional use.

Water boilers

Animo® has a wide range of water boilers suitable for small or large volume use and available either as continuous flow or as storage water heaters. Continuous flow water boilers work without pre-heating and offer a constant flow. Storage water boilers pre-heat water and maintain it at a constant temperature for use as required. All Animo® boilers can be easily maintained, are fitted with a dry-boil safety mechanism and are made of high grade CrNi 18/9 stainless steel.

ComBi-line

For large quantities of fresh coffee and tea to be brewed quickly, you can use the Animo® ComBi-Line. An ideal set-up is the combination of a wall-mounted flow water heater with a container and a serving trolley.

The ComBi-Line is very easy to use. You can quickly program the amount of hot water required using the soft key panel at the front of the brewing unit. The ComBi-Line, which is equipped with swivel arm protection, quickly brings water to the required temperatures and automatically serves the preset volume, ranging from 240 to no less than 720 cups (90 litres) per hour. Should you want to program the machine for the next day, you can use the built-in timer. An acoustic signal indicates when the boiler is ready. So you hardly need to think about it!


Continuous flow

In addition to this user menu, the control panel also provides access to the operator and service menus. These menus can only be accessed with a PIN code. They include the settings for controlling the water boiling process, the separate boiler and for service and maintenance.

The ComBi-line is also available with an extra separate water boiler with tap at the front. Capacity 22 litres per hour



The WKI range makes constant hot water always available. The water boilers of this range are meant for wall mounting, which makes them ideal for saving counter space. They are flexible in use. Water is drawn off as needed without loss of temperature. Large volumes can be supplied without any problems (flow 6 to 9 seconds per litre). All WKI boilers have a fixed water connection. An adjustable thermostat keeps water at a constant, pre-set temperature. The boiler refills automatically when water is drawn off. The WKI models can be supplied with swivel arm on both sides and a no drip tap mounted at the front. They are available in capacities ranging from 10 to 80 litres.



WKT

The counter water boilers type WKT are free standing counter units and are ideal for small volume requirements, i.e. cup or jug. They are available in capacities of 10 and 20 litres and equipped with dry-boil protection and an adjustable thermostat to ensure exactly the right temperature.

WKT-Dn

The storage water boilers of the WKT-Dn range guarantee a constant supply of hot water. The boilers have a capacity of 5, 10 and 20 liters and are available with (VA) or without (HA) water connection. The double walled stainless steel housing is insulated

with polyurethane. This keeps the water at the right temperature and also prevents the boiler housing from becoming too hot. Each water boiler in this range is equipped with a no-drip tap with gauge glass, a spare gauge glass, insulated lid, stainless

steel heating element, dry-boil protection and an adjustable thermostat to ensure exactly the right temperature.





If you also require larger quantities of coffee, the water boiler can easily be combined with a coffee-brewing system of the Animo ComBi-line.



The water boiler can also be equipped with a tap protection and a clip-on lid. A special container tube with tap and S-Swivel arm are available as accessories.



WKS

The WKS includes a steam and hot water facility and has a production capacity of up to 25 litres per hour. The steamer is ideal for heating milk, chocolate or other liquids. The hot water supply is particularly suitable for individual small servings, i.e. cups or small jugs.

WKT 3n

Double walled stainless steel water boiler with a capacity of 21 litres per hour. Available with (VA) or without (HA) water connection. Modular design. Combinations are possible with the coffee brewers of the Animo® Millennium range.



Cleaning accessories

The Animo® range also includes accessories such as coffee fur remover and descaler (available in sachets or in bulk).



Technical details

ComBi-line

	CB 5	CB 5W	CB 10	CB 10W	CB 20	CB 20W
Article number	10630	10635	10670	10675	10710	10715
Hour capacity hot water	abt. 30 ltr.	abt. 30 ltr.	abt. 60 ltr.	abt. 60 ltr.	abt. 90 ltr.	abt. 90 ltr.
Boiler content (W)	-	4,2 ltr.	-	5,6 ltr.	-	5,6 ltr.
Hour capacity hot water (W)	-	22 ltr.	-	22 ltr.	-	22 ltr.
Buffer stock hot water (W)	-	2,2 ltr.	-	3,6 ltr.	-	3,6 ltr.
Electrical connection	1N-220-240V, 3200W, 50-60Cy	3N-380-415V, 5400W, 50-60Cy	3N-380-415V, 6200W, 50-60Cy	3N-380-415V, 8400W, 50-60Cy	3N-380-415V, 9200W, 50-60Cy	3N-380-415V, 11400W, 50-60Cy
Water connection	yes	yes	yes	yes	yes	yes
Dimensions	235(W) x 345(D) x 707(H)	235(W) x 490(D) x 707(H)	235(W) x 345(D) x 800(H)	235(B) x 490(W) x 800(H)	235(B) x 345(W) x 901(H)	235(W) x 490(D) x 901(H)
Water dosing time	abt. 10 min./5 ltr.	abt. 10 min./5 ltr.	abt. 10 min./10 ltr.	abt. 10 min./10 ltr.	abt. 14 min./20 ltr.	abt. 14 min./20 ltr.
Suitable for	CN5e/i	CN5e/i	CN10e/i	CN10e/i	CN20e/i	CN20e/i

For dimensions see drawings below.

WKI

	WKI 10n	WKI 20n 3kW	WKI 20n 6kW	WKI 40n	WKI 60n	WKI 80n
Article number	30110	30115	30120	30125	30130	30135
Buffer stock hot water	10 ltr.	20 ltr.	20 ltr.	40 ltr.	60 ltr.	80 ltr.
Hour capacity hot water	30 ltr.	30 ltr.	60 ltr.	90 ltr.	90 ltr.	180 ltr.
Electrical connection	1N-220-240V, 3200W, 50-60Cy	1N-220-240V, 3200W, 50-60Cy	3N-380-415V, 6600W, 50-60Cy	3N-380-415V, 9600W, 50-60Cy	3N-380-415V, 9600W, 50-60Cy	3N-380-415V, 19200W, 50-60Cy
Water connection	yes	yes	yes	yes	yes	yes
Dimensions	520(H) x 224(Ø)	580(H) x 304(Ø)	580(H) x 304(Ø)	685(H) x 385(Ø)	855(H) x 385(Ø)	890(H) x 445(Ø)
Holding temperature	thermostat adjustable upto abt. 97°C	thermostat adjustable upto abt. 97°C	thermostat adjustable upto abt. 97°C	thermostat adjustable upto abt. 97°C	thermostat adjustable upto abt. 97°C	thermostat adjustable upto abt. 97°C
Heating time	20 -> 97°C: 17 min	20 -> 97°C: 34 min	20 -> 97°C: 17 min	20 -> 97°C: 23 min	20 -> 97°C: 35 min	20 -> 97°C: 25 min
Tapping speed	6-9 sec./ltr.	6-9 sec./ltr.	6-9 sec./ltr.	6-9 sec./ltr.	6-9 sec./ltr.	6-9 sec./ltr.

WKT

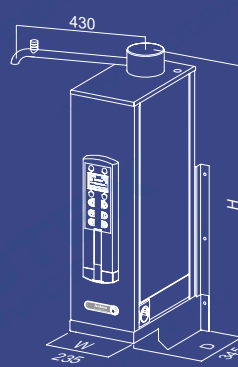
	WKT 10n HA	WKT 10n VA	WKT 20n HA	WKT 20n VA	WKT 3n HA	WKT 3n VA
Article number	30145	30140	30155	30150	30100	30101
Boiler content	10 ltr.	10 ltr.	20 ltr.	20 ltr.	3 ltr.	3 ltr.
Buffer stock hot water	8 ltr.	8 ltr.	18 ltr.	18 ltr.	2 ltr.	2 ltr.
Hour capacity hot water	30 ltr.	30 ltr.	30 ltr.	30 ltr.	21 ltr.	21 ltr.
Electrical connection	1N-220-240V, 3200W, 50-60Cy	1N-220-240V, 3200W, 50-60Cy	1N-220-240V, 3200W, 50-60Cy	1N-220-240V, 3200W, 50-60Cy	1N-220-240V, 2100W, 50-60Cy	1N-220-240V, 2100W, 50-60Cy
Water connection	no	yes	no	yes	no	yes
Dimensions	505(H) x 225(Ø)	505(H) x 225(Ø)	560(H) x 305(Ø)	560(H) x 305(Ø)	215(B) x 280(D) x 445(H)	215(B) x 280(D) x 445(H)
Holding temperature	thermostat adjustable upto abt. 97°C	thermostat adjustable upto abt. 97°C	thermostat adjustable upto abt. 97°C	thermostat adjustable upto abt. 97°C	thermostat adjustable upto abt. 97°C	thermostat adjustable upto abt. 97°C
Heating time	20 -> 97°C: 17 min	20 -> 97°C: 17 min	21 -> 97°C: 34 min	21 -> 97°C: 34 min	20 -> 90°C: 8 min	20 -> 90°C: 8 min

WKT-Dn

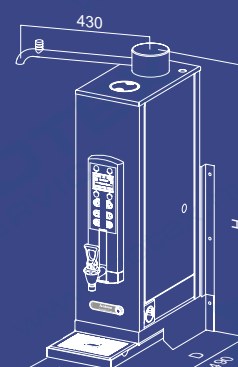
	WKT-D 5n HA	WKT-D 5n VA	WKT-D 10n HA	WKT-D 10n VA	WKT-D 20n HA	WKT-D 20n VA
Article number	30040	30055	30045	30060	30050	30065
Boiler content	5 ltr.	5 ltr.	10 ltr.	10 ltr.	20 ltr.	20 ltr.
Buffer stock hot water	4 ltr.	4 ltr.	8 ltr.	8 ltr.	18 ltr.	18 ltr.
Hour capacity hot water	30 ltr.	30 ltr.	30 ltr.	30 ltr.	30 ltr.	30 ltr.
Electrical connection	1N-220-240V, 3200W, 50-60 Cy	1N-220-240V, 3200W, 50-60 Cy	1N-220-240V, 3200W, 50-60 Cy	1N-220-240V, 3200W, 50-60 Cy	1N-220-240V, 3200W, 50-60 Cy	1N-220-240V, 3200W, 50-60 Cy
Water connection	no	yes	no	yes	nee	yes
Dimensions	406(H) x 237(Ø)	406(H) x 237(Ø)	427(H) x 307(Ø)	427(H) x 307(Ø)	515(H) x 355(Ø)	515(H) x 355(Ø)
Holding temperature	thermostat adjustable upto abt. 97°C	thermostat adjustable upto abt. 97°C	thermostat adjustable upto abt. 97°C	thermostat adjustable upto abt. 97°C	thermostat adjustable upto abt. 97°C	thermostat adjustable upto abt. 97°C
Heating time	20 -> 97°C: 9 min	21 -> 97°C: 9 min	22 -> 97°C: 17 min	23 -> 97°C: 17 min	24 -> 97°C: 34 min	25 -> 97°C: 34 min

WKS

	WKS
Article number	30037
Contents steamboiler	3,5 ltr.
Buffer stock hot water	3 ltr.
Hour capacity hot water	25 ltr.
Hour capacity steam	25 ltr.
Electrical connection	1N-220-240V, 3200W, 50-60 Cy
Water connection	yes
Dimensions	195(W) x 490(D) x 465(H)
Heating time	abt. 9 min.



ComBi-line CB



ComBi-line CB W

Alterations reserved.

Dimensions in mm.



Animo®

Animo B.V.

The Netherlands
Headoffice - Export Department
Tel. +31 592 37 63 76

Animo B.V.B.A.

Belgium
Tel. +32 3 313 03 08

Animo France

France
Tel. +33 380 250 660

Animo GmbH

Germany
Tel. +49 541 97 12 50